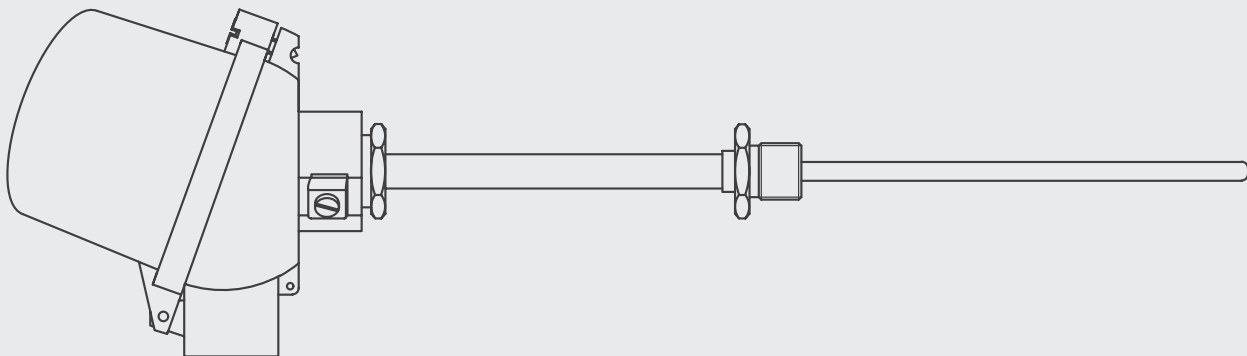


# Spring loaded resistance thermometer

FOR USE WITH THERMOWELLS

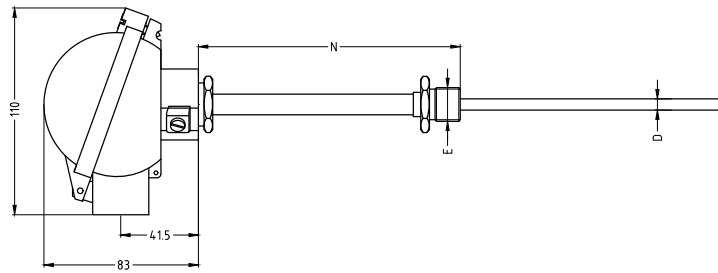
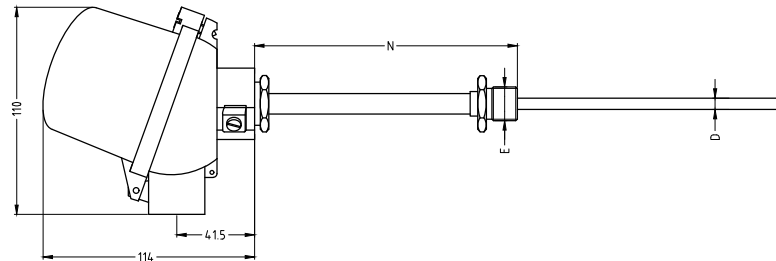
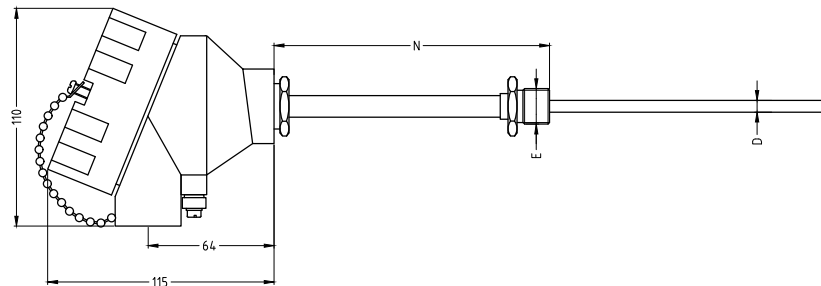
**S300-301-362**  
**CONFIGURATIONS**

**Ex e RTD**



**RODAX**<sup>o</sup>  
new temperature solutions

Product series PT100RE/WE

**S300****S301****S362**

## Features assembly

The industrial spring loaded configuration guarantees a positive contact between the sensing part of the temperature probe and the bottom of the thermowell, thus reducing the response time. In order to calculate the correct element length, we need the Z-length: this is the total bore depth of the thermowell.

The assemblies can be delivered with an aluminium or stainless steel connection head combined with a high quality thermocouple element with MgO mineral insulated metal sheathed cable, providing excellent stability and reproducibility.

Sensor diameters up to 12,7mm.

## Technical specification assembly

- Connection head aluminium (S300-301-362).
- Ambient temperature range assembly: -45/+80 °C; this can be limited depending on the materials applied or in case a temperature transmitter is used.
- IP-68 protection degree (body – cover) with silicone rubber O-ring. The assembly protection degree (IP-68) can be attained but depends on the use of correct cable gland(s) and on the correct mounting to thermowells.
- Cover: hinged type or screw type with chain.
- Several sensor diameters and lengths are possible.

**Table 1: Configuration**

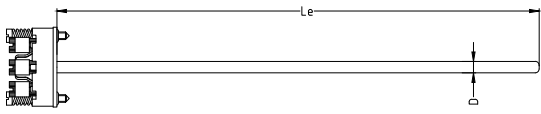
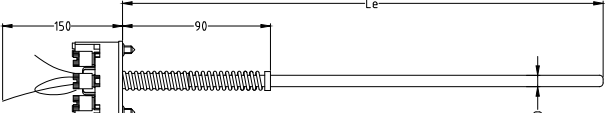
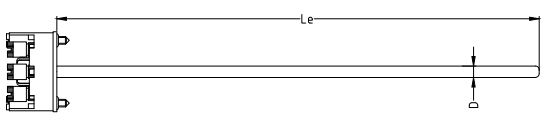
## Connection head type

Choice between:

- Connection head types S300 & S301 with hinged type cover with 1 or 2 conduit openings.
- Connection head type S362 with screw type cover with 1 or 2 conduit openings.
- Connection head supplied with O-ring in silicone rubber (between body and cover). Head supplied with external earth terminal.

	Conduit	Material	Coating	Colour
<b>S300</b>	00A1 1x conduit	Aluminium	Epoxy Corrosion category EN ISO 12944-2: C4	RAL9002 Grey white
<b>S301</b>	01A1 1x conduit	Aluminium	Epoxy Corrosion category EN ISO 12944-2: C4	RAL9002 Grey white
<b>S300/301</b>	00A2/01A2 2x conduits	Aluminium	Epoxy Corrosion category EN ISO 12944-2: C4	RAL9002 Grey white
<b>S362</b>	62B2 2x conduits	Aluminium	Polyurethane spray on primer Corrosion category EN ISO 12944-2: C5-M	RAL7035 Light grey

**Table 2: Measuring inserts main models**

	Terminal	Total spring	
<b>PDC</b>	Ceramic spring loaded terminal block 2/3/4/6 or 8 terminals	10 mm  We recommend a spring loading of +/-5 mm	
<b>PDB</b>	Hi-tech spring loaded thermoplast (moisture and shock proof) terminal block 2/3/4 or 6 terminals	40 mm  We recommend a spring loading of +/-20 mm	
<b>PDA</b>	Hi-tech spring loaded thermoplast (moisture and shock proof) terminal block 2/3/4 or 6 terminals	10 mm  We recommend a spring loading of +/-5 mm	

**Table 3: Equipment for potentially explosive atmospheres**

**Certification**

<b>A</b>	ATEX
<b>I</b>	IECEX
<b>G</b>	GOST-R

**Explosive atmosphere**

<b>G</b>	Gas
<b>D</b>	Dust

**Table 4: Measuring inserts details**

**Details**

- Maximum temperature: 550 °C
- Minimum insulation resistance: 1000 MOhm at 500VDC, T<sub>amb</sub>=20 °C
- Conductors: material Cu
- Metal sheath: SS321 / 1.4541

**PT100 element**

<b>S</b>	<b>D</b>	<b>Option</b>	<b>HV</b>
Single	Double		High vibration

**Diameter ØD**

<b>D3</b>	<b>D3,2</b>	<b>D4,5</b>	<b>D4,8</b>	<b>D6</b>	<b>D6,35</b>	<b>D8</b>	<b>D9,53</b>	<b>D12,7</b>	<b>Other diameters on request</b>
3,0 mm	3,2 mm	4,5 mm	4,8 mm	6,0 mm	6,35 mm	8,0 mm	9,53 mm	12,7 mm	

**Electrical connection**

<b>W2</b>	<b>W3</b>	<b>W4 (*)</b>	<b>(*) for OD 3 mm: dual sensors max 2x3 wire</b>
2 wire	3 wire	4 wire	

**Accuracy**

<b>A1</b>	<b>A3</b>	<b>A5</b>	<b>A6</b>	<b>A10</b>	<b>Other accuracies on request</b>
Class A IEC EN 60751 ±(0.15+0.002 t )°C	1/3 DIN 1/3 class B	1/5 DIN 1/5 class B	1/6 DIN 1/6 class B	1/10 DIN 1/10 class B	

**Table 5: Extension details (E and N)**

**Details**

Extension nipple with standard length N of 110 mm and standard outside diameter of 12 mm and material stainless steel SS316L. Other dimensions on request.

**Extension connection (E)**

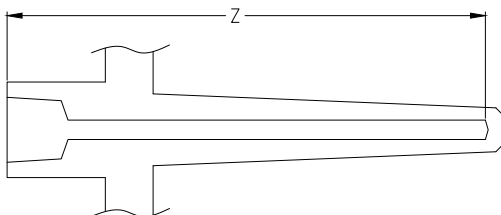
<b>E205</b>	<b>E405</b>	<b>Other dimensions on request</b>
G1/2"	1/2"NPT	

**Extension length (N) + outside diameter (OD)**

<b>N110</b>	<b>OD12</b>	<b>Other lengths on request</b>
110 mm	12 x 1,5 mm	

**Total bore depth thermowell**

Definition total bore depth thermowell (Z) in mm below.

	<b>Z.....</b>
	..... mm

**Table 6: Connection head details**

**Connection head single/double conduits (SC/DC)**

<b>SC173</b>	<b>SC405</b>	<b>DC173</b>	<b>DC405</b>
1X M20x1.5	1X 1/2"NPT	2x M20x1.5	2X 1/2"NPT

**Table 7: Connection head accessories**

## Available options

- **Option 1: For SC and DC connection heads: Cable gland(s) only**

If required, a cable gland can be supplied; please use the letter 'CG' (cable gland) followed by the material of the cable gland and used cable diameter. Specification see below table.

The offered cable glands are II2 G Ex d/e IIC Gb and II 2D Ex tb IIIC Db IP66 certified and can be combined with configured products in this datasheet.

For SC heads, only option 'one cable gland' is possible. For DC heads, both one and two cable glands are possible.

- **Option 2: For DC connection heads: One conduit plugged**

Please use the letter 'P' (plug) followed by the material of the plug, see below table. The remaining conduits stay open.

- **Option 3: For DC connection heads: Cable gland + one conduit plugged**

Please use the combination 'PCG' (plug cable gland) followed by the material of the plug and cable gland, see below table.

		Option 1	Option 2	Option 3
<b>Material</b>	Brass	<b>CGM0200</b>	<b>PM0200</b>	<b>PCGM0200</b>
	Nickel plated brass	<b>CGM0210</b>	<b>PM0210</b>	<b>PCGM0210</b>
	Stainless steel SS316	<b>CGM2107</b>	<b>PM2107</b>	<b>PCGM2107</b>
		In case of SC, plug and gland material are identical.	In case of SC, plug and gland material are identical.	In case of SC, plug and gland material are identical.
<b>Cable diameter for EPDM rubber</b>	4 - 7 mm	<b>D5</b>		<b>D5</b>
	7 - 9,5 mm	<b>D8</b>		<b>D8</b>
	9 - 12 mm	<b>D10</b>		<b>D10</b>
		Other on request		Other on request
<b>Glands N°</b>	One cable gland	<b>N1</b>		
	Two cable glands	<b>N2</b>		

**Table 8: Certification possibilities**

## Certificates

Following tests and certificates are possible and are either done in-house or done by an external party.

Code	Certificates
<b>Q04210</b>	Functional test report sensor
<b>Q04230</b>	Calibration report (measuring points to be indicated) E.g. 0/100 °C
<b>Q05220</b>	Calibration report by accredited calibration lab retraceable (measuring points to be indicated)
<b>Q05230</b>	Calibration report by accredited calibration lab ISO/IEC 17025 (BELAC) (measuring points to be indicated)
<b>Q02040</b>	Test report EN10204-2.2




## Addenda

### Thermal data related to product series PT100RE/WE

The maximum process temperature  $T_p$  (in °C) and the relation to the temperature class is as follows:

<b>Maximum process temperature <math>T_p</math> (°C)</b>	75	90	125	190	285	435	>435
<b>Temperature class (°C)</b>	T6	T5	T4	T3	T2	T1	$T_p+10$
<b>Maximum surface temperature T of the Assembly (°C)</b>	85	100	135	200	300	450	$T_p+10$

### Certificates for product series PT100RE/WE

<b>ATEX 2014/34/EU</b>	ATEX EU-type examination certificate 18ATEX0060 X	
<b>IECEX 02</b>	IECEX DEK 18.0032 X	
<b>GOST-R</b>	GOST EAC RU C-BE.ГБ05B.00211	

## HOW TO ORDER (example)

Code		Example	Your code
<b>Configuration</b>	See table 1	S301	
<b>Main model</b>	See table 2	PDA	
<b>Certification</b>	See table 3	A	
<b>Explosion atmosphere</b>	See table 3	G	
<b>Pt100 element</b>	See table 4	S	
<b>Diameter ØD</b>	See table 4	D6	
<b>Electrical connection</b>	See table 4	W3	
<b>Accuracy</b>	See table 4	A1	
<b>Extension connection</b>	See table 5	E205	
<b>Extension length</b>	See table 5	N110	
<b>Outside diameter OD</b>	See table 5	OD12	
<b>Total bore depth thermowell</b>	See table 5	Z1000	
<b>Connection head SC/DC</b>	See table 6	DC173	
<b>Connection head accessories</b>	See table 7	CGM0200D5N2	

Ordering code example:

S301 PDA A G S D6 W3 A1 E205 N110 OD12 Z1000 DC173 CGM0200D5N2

**For all options: please contact Rodax**



© 2018

Santvoortbeeklaan 33, 2100 Antwerp - Belgium

T +32 (0)3 360 90 00

E [quotationdesk@rodax-europe.com](mailto:quotationdesk@rodax-europe.com)

[www.rodax-europe.com](http://www.rodax-europe.com)

**RODAX**<sup>®</sup>  
new temperature solutions

All information contained herein is intended for guidance purposes only, and characteristics of the products and certification described in this publication can be changed at any time without notice. Products and certification may not be available for your local area. Please contact your local sales representative for availability information. RODAX NV diligently strives to provide as accurate information as possible, but shall not be responsible for any typographical error.

**S300-Exe-RTD GB 201901**